



The American Recovery & Reinvestment Act of 2009

Proposed Funding Strategy for City Council Prioritized Federal Economic Stimulus Projects

City Council “A” Session
March 5, 2009

Purpose of “A” Session

- Review with City Council Proposed Funding Strategy / Application Plan
 - Final City Council adopted Plan to serve as guide in City’s submittal of “applications” for stimulus funds
- Provide background on listing and ranking of proposed stimulus projects
- Summarize American Recovery and Reinvestment Act of 2009
- Outline next steps

Background on Project Rankings

- November / December 2008 City Staff began preparations for possible federal stimulus bill
- Week of January 5th 2009 City Council considers list of projects for proposed Stimulus Bill
 - Ballot provided to rank over 120 projects within 15 major program categories
 - Projects recommended factored in expediency, community impact, existing budget priorities, budget impact
- January 14, 2009 Staff presents tabulated City Council Ballot results placed into corresponding Federal agency / program categories

3

“Application” Process

- January / February 2009 City Departments:
 - Reviewed House, Senate, Conference Legislation, and Final Act to determine funding by Federal Agency
 - Communicated/met with State and Federal Agencies on funding strategies, guidelines and application procedures
 - Identified Council ranked projects qualifying for specific federal agency funding
 - Identified additional projects not listed under the City Council prioritized list to satisfy newly identified funding opportunities in final Act
 - Identified long-term funding commitments that may be mandated as part of accepting funding
 - Forwarded draft Funding Strategy Plans for review by City Lobby Team

4

American Recovery & Reinvestment Act of 2009

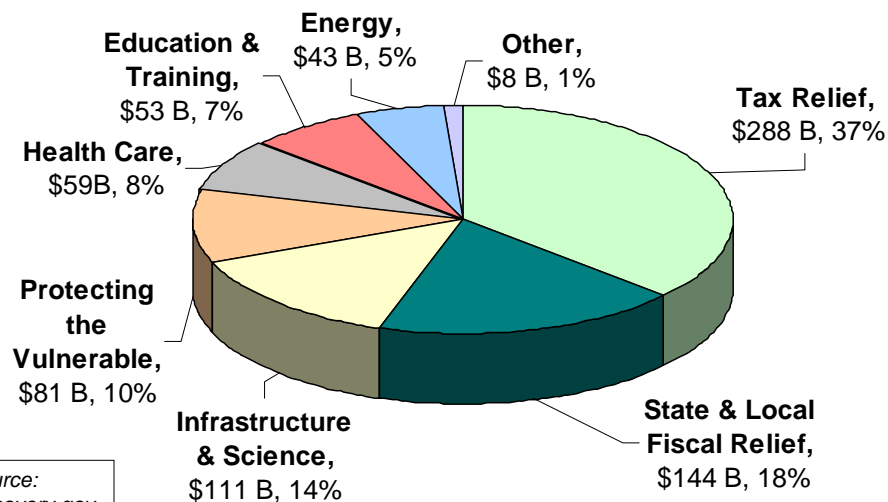
- Signed into law by President Obama February 17, 2009
- \$787 Billion in Spending and Tax Relief
- Funding temporary, intended to preserve or create jobs, make investments in infrastructure, energy and science, provide unemployment assistance, and state and local stabilization
- Federal agencies / programs required to include expenditure plans prior to obligating funds



5

Summary of Federal Economic Stimulus

American Recovery & Reinvestment Act of 2009 – \$787 Billion




Source:
Recovery.gov

6

Proposed Funding Strategy Plan

- Provides recommended projects to be included in “applications” for funding
- Projects meet Agency / Program funding criteria
- Project ranking uses City Council Ballot prioritization and current agency guidelines
- In some cases, various options listed for City Council Consideration



7

Proposed Funding Strategy Plan

- Sum of listed projects for each funding source (except CDBG, ESG, and FHA) represents staff recommended list of projects to be submitted for funding
- Projects sum **is not necessarily reflective** of the amount of funding City will receive from the American Recovery & Investment Act (except CDBG, ESG, and FHA)

8

Federal Funding Agencies

Agencies/Programs for "City Applications"

Federal Highway Administration (TXDOT/MPO)
U.S. Secretary of Transportation Discretionary Fund
COPS Hiring Recovery Program (Dept of Justice)
Byrne Justice Grant (Department of Justice)
Byrne Competitive Grant (Department of Justice)
State Fiscal Stabilization Fund
Department of Homeland Security
HUD (Community Development Block Grant)
HUD (Emergency Shelter Grant/Homeless Prevention Fund)

9

Federal Funding Agencies

Agencies/Programs for "City Applications"

Health & Human Services (Community Services Block Grant)
Health & Human Services (Head Start Programs)
Health & Human Services (Child Care Development Block Grant)
U.S. Army Corps of Engineers
Department of Energy (Energy Efficiency and Conservation Block Grant-EECBG)
Department of Commerce
Federal Aviation Administration (Airport Improvement Program)

10

Federal Funding Agencies

Agencies/Programs for “City Applications”

Health & Human Services (Prevention & Wellness Fund)

National Endowment for the Arts

- **Total of 18 Agencies/Programs to be engaged in City “application” process**
- Department of the Interior: All Stimulus Bill funding will go toward infrastructure needs within National Parks System – No funds are available for local parks

11

Federal Highway Administration

- Funding for Nation: \$27.5 Billion
- San Antonio-Bexar County Metropolitan Planning Organization (MPO): \$42.9 Million
- Of the \$42.9 Million, \$20 Million to be used by MPO as matching dollars for two projects as recommended by the Texas Transportation Commission
 - Highway 281 & Loop 1604 Interchange
 - Loop 1604/Randolph AFB (FM 78 to Graytown)
- Based on Bexar County / City Staff discussions, **City will receive approximately \$17.2 Million** (75% of \$22.9 Million remaining funds) for arterial / collector streets



12

Federal Highway Administration

- Texas Transportation Committee to finalize their funding recommendations Thursday, March 5th
- City staff will review final project recommendations with MPO staff on Friday, March 13th
- March 13th project recommendation taken next to MPO Policy Board for approval
 - Meeting date/time to be determined



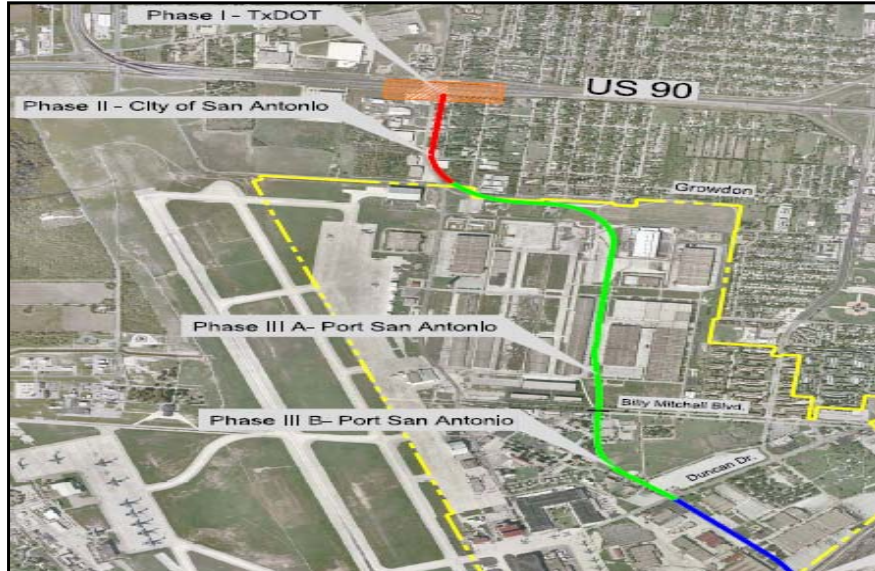
13

Federal Highway Administration

Rank	Project Title	Cost
1	Capital Project: Jones Maltzberger (US 281 to UPRR)	\$500,000
1	Capital Project: 36 th Street (US 90 to Growdon)	\$4,500,000
1	Capital Project: Salado Hike and Bike Phase I	\$160,000
1	Capital Project: Salado Hike and Bike Phase II	\$500,000
1	Capital Project: Eagleland Phase 4a	\$750,000
2	Low Water Crossing Improvements	\$550,000
3	Option 1: Street Maintenance Projects within IMP Option 2: 36 th Street Extension (Growdon (Old Gated Entrance to former Kelly AFB) to north of Billy Mitchell – Extension all within Port SA)	\$10,236,690

14

36th Street Project / Phases



U.S. Secretary of Transportation Discretionary Fund

- Funding for Nation is \$1.5 Billion
- Estimated Funding for Texas is \$300 Million
- Competitive process / no guarantee City to receive funding
- Funding award criteria being developed

Rank	Project Title	Cost
1	Harry Wurzbach (Gate to Rittiman)	\$29,480,000
2	Harry Wurzbach (Rittiman to Loop 410)	\$30,000,000
3	Harry Wurzbach Sidewalks/Bikelanes	\$12,760,000
4	36 th Street (US 90 to Billy Mitchell)	\$16,500,000

**COPS Hiring Recovery Program (CHRP)
(Department of Justice)**

- Funding for Nation is \$1 Billion
- Competitive funding process
- Grant funds cover 85% of new Police Officer Costs and requires City to retain Officers beginning in year four
- Application needs to demonstrate community policing achieved with new Police Officers



Rank	Project Title	Cost
1	COPS Hiring Grant – Up to 100 New Police Officer Positions (Three year Grant funding totaling \$20.8 Million with City contribution over three year period totaling \$3.8 Million)	\$20,800,000

17

**Byrne Justice Assistance Grant
(Department of Justice)**

- Funding for Nation is \$2 Billion
- Competitive funding process
- Joint application with Bexar County and other local municipalities

Rank	Project Title	Cost
1	Mobile Computer Replacement	\$4,485,000
2	In-Car Video Equipment	\$10,507,000
3	Digital Image Capture & Storage	\$570,000

- Ranking continued on next page

18

Byrne Justice Assistance Grant (Department of Justice)

- Ranking continued from previous page

Rank	Project Title	Cost
4	COPS Hiring Grant (Up to 100 New Police Offer Positions)	\$20,800,000
5	Radio Communications Interoperability Project	\$8,000,000
New	Police Initiatives with Additional Crime Analysts Positions/Information Analysis	\$1,000,000



19

Byrne Competitive Grants (Department of Justice)

- Funding for Nation is \$225 Million
- Competitive funding process

Rank	Project Title	Cost
1	Mobile Computer Replacement	\$4,485,000
2	In-Car Video Equipment	\$10,507,000
3	Digital Image Capture & Storage	\$570,000
4	COPS Hiring Grant – Up to 100 New Police Officer Positions (Three year Grant funding totaling \$20.8 Million with City contribution over three year period totaling \$3.8 Million)	\$20,800,000
5	Radio Communications Interoperability Project	\$8,000,000
New	Police Initiatives with Additional Crime Analysts Positions/Information Analysis	\$1,000,000

20

State Fiscal Stabilization Fund (Administered by the Department of Education)

- \$48 Billion for the Nation to be awarded to States based population formula with 18% of the State award eligible for public safety and other government services at discretion of Governors

Rank	Project Title	Cost
1	911 Emergency Communications Center	\$30,000,000
New	Fusion / Intel Center	\$1,000,000
3	Public Safety Headquarters	\$70,000,000
4	New Police Property & Evidence Storage Facility	\$14,150,000
5	Radio Communications Interoperability Project	\$8,000,000
6	Downtown Bicycle Patrol Office	\$147,500
7	Storefront Police Facilities	\$217,500

21

Other Public Safety Funding Options

- Other funding possibilities the Police Department will pursue as grant criteria and eligibility information becomes available

Program / Agency Name
STOP Violence Against Women
Transitional Housing Assistance for Victims of Violence Against Women
Victims Assistance and Compensation
Internet Crimes Against Children (ICAC) Task Force Program
High-Intensity Drug Trafficking Areas (HIDTA)
U.S. Immigration & Customs Enforcement – Modernization of Tactical Communications Equipment and Radios
Broadband Technology Opportunities Program (TOP) for Regional Radio Interoperability Project

22

Department of Homeland Security

- Funding for Nation is \$210 Million
- Competitive funding process



Rank	Project Title	Cost
New	Under the Assistance to Firefighters Grant, New/Replacement Fire Stations	\$15,000,000
New	Under the Staffing for Adequate Fire & Emergency Response Grant, 15 Additional Fire Fighter Positions to address City-wide fire response times	\$1,297,500

23

HUD (Community Development Block Grant)

- Funding for Nation is \$1 Billion
- Formula Funding Program with confirmed amount to San Antonio of \$3.9 Million
- Funding applies to greater range of City Council ranked projects than other Federal Agency program funding
 - Several options recommended for Council consideration
 - Option 1: Funding for Streets & CIP
 - Option 2: Funding for projects other than Streets/CIP and Public Safety
 - Option 3: Selection of projects from Option 1 and 2



24

HUD (Community Development Block Grant)

Rank	Project Title	Cost
1	Project A: Culebra 58F IIA Drainage (\$750K); Montezuma Street-Zarzamora to San Jacinto (\$2.25 M); and Other Street Projects (\$893K) (Attachment 3) Or, Project B: Local Street Projects (Attachment 4) – Additional option being developed for Rough Proportionality	\$3,893,118
2	Senior Multi-purpose Service Centers (3 Centers)	\$15,750,000
3	Haven for Hope Campus	\$10,900,000
4	Home Repair Program with Code Compliance	\$10,000,000

- Ranking continued on next page

25

HUD (Community Development Block Grant)

- Ranking continued from previous page

Rank	Project Title	Cost
5	Community Centers Renovations and Improvements (10 Centers)	\$2,900,000
6	Inner-city Branch Library Renovations and Expansion (Bazan, Collins Garden, Memorial, and Las Palmas)	\$4,447,000
7	San Antonio Non-Profit Housing Developers	\$33,000,000

26

HUD (Emergency Shelter Grant/ Homeless Prevention Fund)

- Funding for Nation is \$1.5 Billion
- Funding for San Antonio is \$5.9 Million
- Funding programmatic and cannot be used for Capital Improvements



Rank	Project Title	Cost
New	Homeless Prevention Initiatives (to include Rapid Re-Housing, Rental and Utility Assistance, and Financial and Credit Counseling)	\$5,974,286

27

Health & Human Services (Community Services Block Grant)

- Funding for Nation is \$1 Billion
- Estimated San Antonio Funding is \$1.7 Million
- CSBG funded programs intend to ameliorate poverty
 - Current annual San Antonio Budget is \$1.7 Million
- Funding programmatic and cannot be used for Capital Improvements



Rank	Project Title	Cost
New	Project to be selected for funding with input from Community Action Advisory Board	TBD

28

Health & Human Services (Head Start Programs)

- Funding for Nation is \$1.0 Billion
- Estimated San Antonio funding is \$10 Million
- Funding from this Agency / Program is programmatic and cannot be used for Capital Improvements
- Current annual San Antonio Budget is \$46 Million



Rank	Project Title	Cost
New	To be directed toward required Cost of Living Adjustments (COLA) for City/non-City Head Start employees and other inflationary adjustments; for additional enrollment; and for quality initiatives	TBD

29

Health & Human Services (Child Care Development Block Grant)

- Funding for Nation is \$2 Billion
- Estimated San Antonio funding is \$7.1 Million
- Funding from this Agency/Program is programmatic and cannot be used for Capital Improvements
- Current annual San Antonio Budget is \$43 Million

Rank	Project Title	Cost
New	Projects to be selected providing child care services generally with use of vouchers	TBD



30

U.S. Army Corps of Engineers

- Funding for Nation is \$2 Billion for construction
- Funding based on Discretionary Award from Agency (March 15th expected notification)
- San Antonio River Authority Staff assisting in application process
 - Ability to complete work in two-year period major factor in funding

Rank	Project Title	Cost
1	San Antonio River Improvement Project Mission Reach: Option 1: Phase II and Phase III (\$69 M) Option 2: Phase II (\$58 M) Option 3: Phase III and part of Phase II (\$20 M)	\$69,000,000

31

Department of Energy (Energy Efficiency & Conservation Block Grant - EECBG)

- Funding for Nation is \$3.2 Billion
- Estimated range for San Antonio between \$7 and \$11 Million
- EECBG program new and likely to continue in future federal budgets
- Projects need to demonstrate new energy savings



Rank	Project Title	Cost
1	Tree Planting Initiative (submitted in connection with the PAYS ® Green Retrofit Program)	\$500,000
2	San Antonio International Airport Solar Installation	\$1,000,000
3	Municipal Facilities Lighting Retrofit Program	\$1,500,000

- Ranking continued on next page

32

Department of Energy (Energy Efficiency and Conservation Block Grant - EECBG)

- Ranking continued from previous page

Rank	Project Title	Cost
4	Henry B. Gonzalez Convention Solar Installation	\$1,000,000
5	PAYS® Green Retrofit Program	\$3,400,000
6	Renewable and Compressed Natural Gas (CNG) Fueling Station	\$1,000,000
7	Auxiliary Power Units/Airport Police Vehicle Idle Reduction Devices	\$100,000



33

Department of Commerce (Broadband Technology Opportunities Program)

- Funding for Nation is \$4.7 Billion

Rank	Project Title	Cost
New	Under Wireless and Broadband Deployment Grant Programs, Upgrade Technology and Capacity at Library Public Computing Centers	\$1,115,000
New	Projects to Increase Community Access to Broadband Services and Emergency Communications Services	TBD



34

Federal Aviation Administration (Airport Improvement Program)

- Funding for Nation is \$1.1 Billion
- Estimate for Texas is \$60 Million
- 3 projects previously ranked by City Council not included as determined not eligible for funding under Agency Guidelines



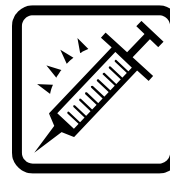
- Terminal C, LEED Building and Airport Recycling Center, and Terminal Capacity Enhancements and Green Initiatives

Rank	Project Title	Cost
1	Airport Security Technology and Safety (Including Air Rescue Fire Fighting Truck)	\$6,100,000
2	Airport Flatwork Infrastructure	\$18,000,000
3	Airport Light Emitting Diode (LED) Lighting Around Airfields	\$2,500,000

35

Health & Human Services (Prevention & Wellness Fund)

- Funding for Nation is \$1 Billion
- City Health Department currently working with HHS to determine Agency Guidelines/eligibility



Rank	Project Title	Cost
New	Immunizations (Application amount to be determined)	TBD
New	Chronic Disease Prevention (Application amount to be determined)	TBD

36

National Endowment for the Arts

- Funding for Nation is \$50 Million
- San Antonio eligible to apply for up to \$250,000
- Application submitted thru Texas Commission on the Arts and/or Mid-America Arts Alliance

Rank	Project Title	Cost
New	Local Art Agency Funding (Application amount to be determined)	TBD



37

Review of Funding Strategy

**Total known and able-to-estimate funding for San Antonio
- 7 out of 18 sources listed -**

Funding Agency / Program	Funding (\$ in millions)
Federal Highway Admin. 2 Projects (TxDOT/MPO)	\$20.00
Federal Highway Admin. Local (TxDOT/MPO)	17.20
HUD (Community Development Block Grant)	3.90
HUD (Emergency Shelter Grant)	5.90
HHS (Community Services Block Grant) (Estimate)	1.70
HHS (Head Start Programs) (Estimate)	10.00
HHS (Child Care Development Grant) (Estimate)	7.10
Energy Efficiency/Conservation Grant (Estimate)	9.00
Total	\$74.8

38

Next Steps

- Final Funding Strategy Plan incorporating City Council discussion to be considered for approval
 - Will authorize staff to submit applications for funding for those projects within the approved Funding Strategy Plan
 - Will authorize staff to submit applications for other projects not within approved Funding Strategy if additional funding opportunities become available
 - Will authorize the City to accept funds for projects upon award
- Council direction needed today particularly to select final options for TxDOT/MPO funding and CDBG funding

39

Next Steps

- City Staff continues to monitor emerging and final agency guidelines and policies submitting paperwork/applications to agencies in a timely manner
- Future budget action requiring Council appropriation of Funds and amendment of City Budget to include potential change in authorized personnel count
- Future periodic comprehensive status reports to be provided to City Council on stimulus funding and related benefits to the community to include job creation/retention

40