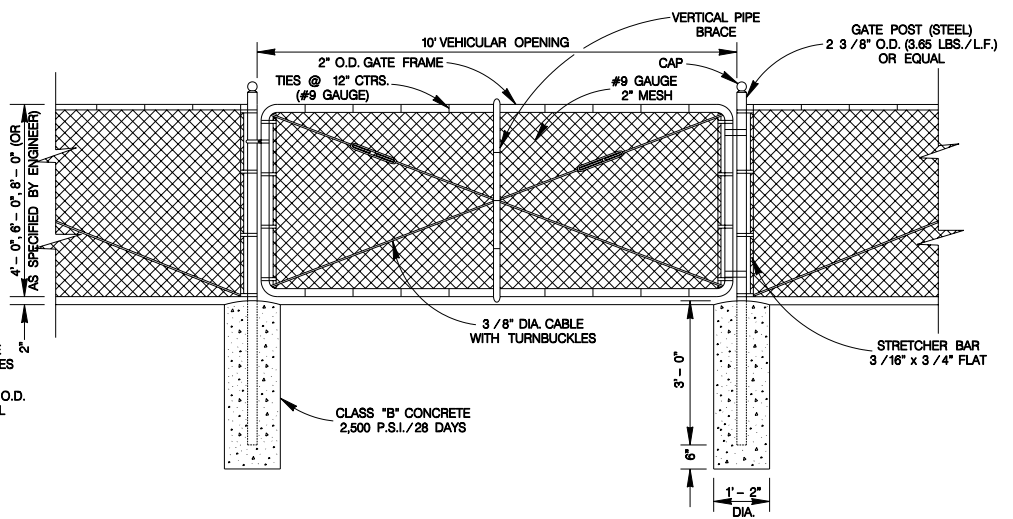
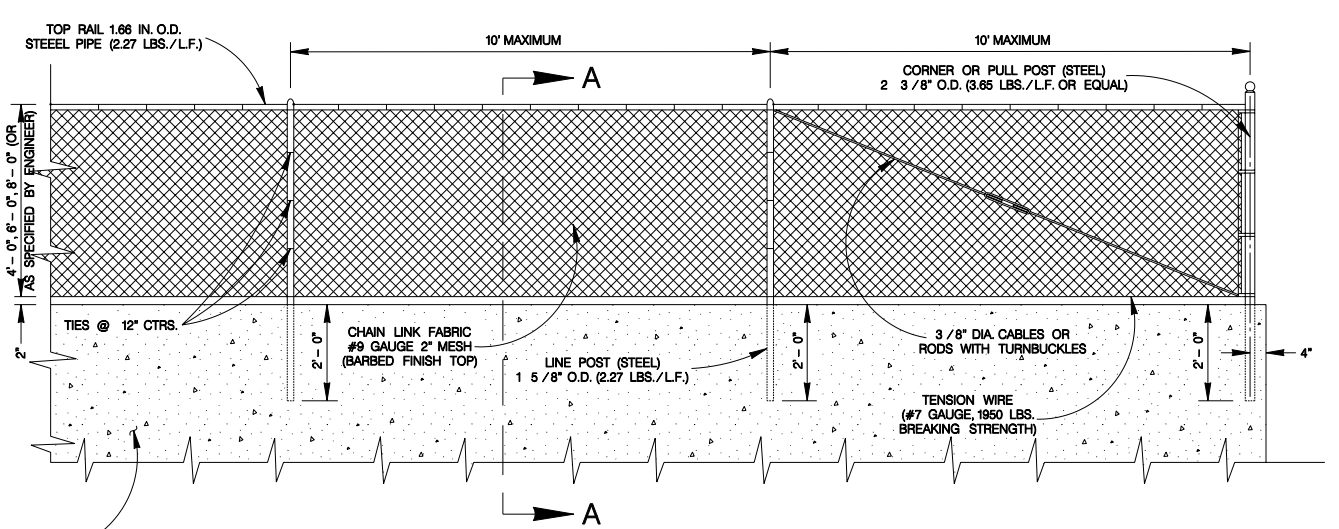


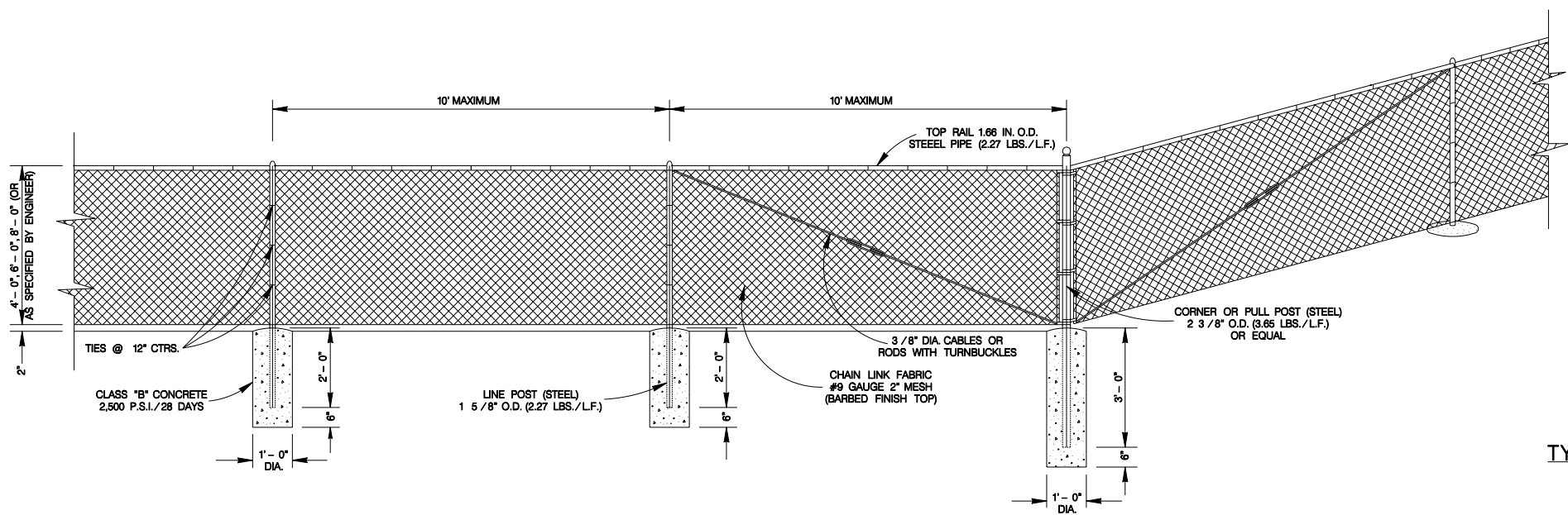
PEDESTRIAN GATE
ITEM 507.4
SCALE : 1" = 4'



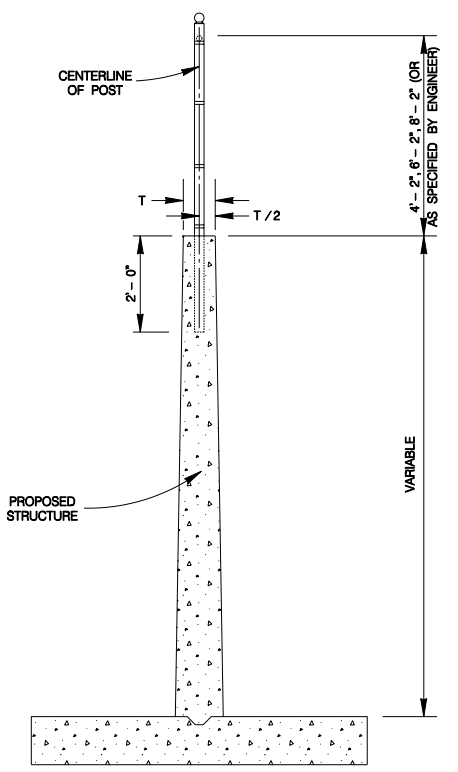
VEHICULAR GATE
ITEM 507.5
SCALE : 1" = 4'



FRONT ELEVATION
SCALE : 1" = 4'



TYPICAL FENCE DETAIL
SCALE : 1" = 4'



SECTION VIEW "A-A"
SCALE : 1" = 4'

TYPICAL FOR FENCING IN RETAINING WALLS, HEADWALLS & WINGWALLS

GENERAL NOTES

1. ALL CONCRETE FOOTINGS SHALL BE CROWNED A MINIMUM OF 1" ABOVE THE EXISTING GROUND, WHERE FOOTINGS ARE REQUIRED ONLY.
2. FENCING SHALL BE LOCATED IN RETAINING WALLS, HEADWALLS & WINGWALLS AT LOCATIONS SHOWN ON THE PLANS.
3. CORNER OR PULL POSTS WILL BE REQUIRED AT ALL END POINTS AND ANGLE POINTS.
4. CONCRETE FOR SEPARATE POST FOOTINGS SHALL BE IN ACCORDANCE WITH ITEM 300-B CLASS B CONCRETE.
5. PAYMENT SHALL BE MADE AS SPECIFIED IN ITEM NO. 507 "CHAIN LINK WIRE FENCE OF CITY OF SAN ANTONIO" STANDARD SPECIFICATIONS FOR CONSTRUCTION.

MAY 2009

CITY OF SAN ANTONIO
CAPITAL IMPROVEMENTS MANAGEMENT SERVICES DEPARTMENT

CHAIN LINK WIRE FENCE STANDARDS

% SUBMITTAL PROJECT NO.:	DATE:
DRWN. BY: V. VASQUEZ	DSGN. BY:
CHKD. BY: R.S. HOSSEINI, P.E.	SHEET NO.: OF