

Bexar County Influenza Surveillance Report, 2018-2019 Season; 2018 MMWR Week 49

(December 2, 2018 – December 8, 2018)

Summary

Influenza activity is sporadic in San Antonio and Bexar County. Compared to the previous week, the percentage of patient visits due to influenza-like illness (ILI) has decreased slightly and there was an increase in reports of positive testing specimens for influenza by the public health or hospital laboratories. There were no influenza-associated pediatric deaths reported this week. No ILI or influenza-associated outbreaks were reported this week; none have been reported this season.

Table 1: Summary of Recent Bexar County Influenza and Influenza-like Illness (ILI) Activity

	Percent Change from Previous Week	Current Week 49	Previous Week 48	Data Cumulative since September 30, 2018 (Week 40)
Percentage of specimens positive for influenza by hospitals and public health laboratory	35.3	2.3	1.7	0.8
Percentage of visits due to ILI [†]	20.0	2.6	2.8	2.4
Number of variant/novel influenza infections	No change	0	0	
Number of pediatric influenza deaths	No change	0	0	
Influenza activity code	-	Sporadic	Sporadic	-

Note: Data included in this table have been updated since last week's flu report with any new reports received.

[†]Based on ILINet data

U.S. Outpatient Influenza-like Illness Surveillance Network (ILINet)

Information on patient visits to health care providers for influenza-like illness is collected through Bexar County. Health care providers voluntarily report this information to ILINet.

Figure 1: Percentage of Visits Due to ILI Reported by Bexar County ILINet Participants 2015-2019 Seasons

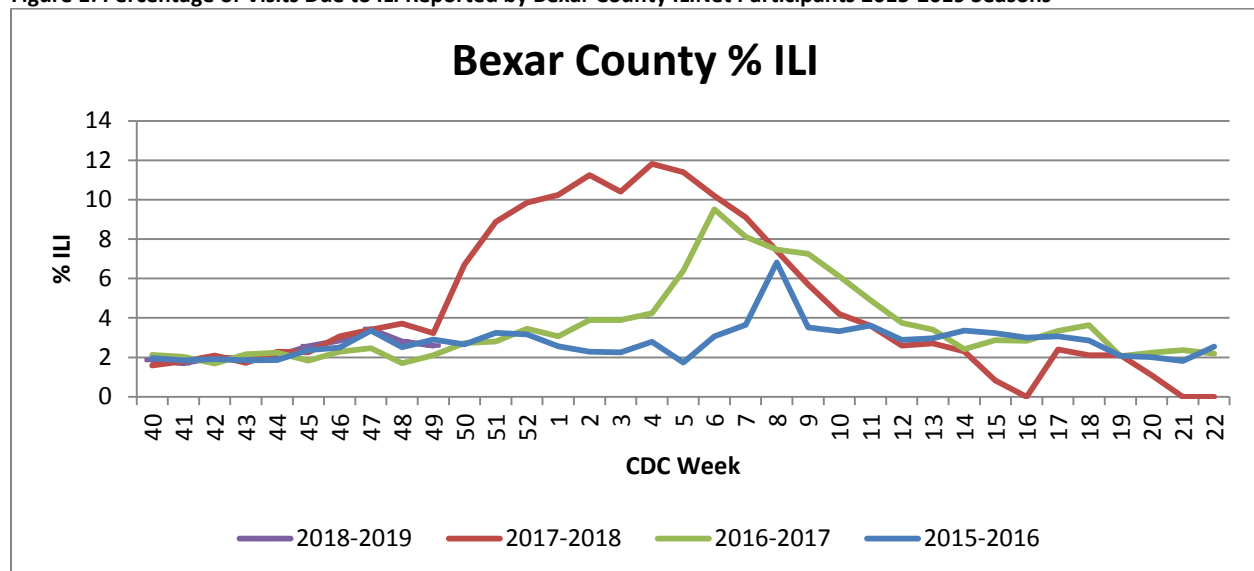
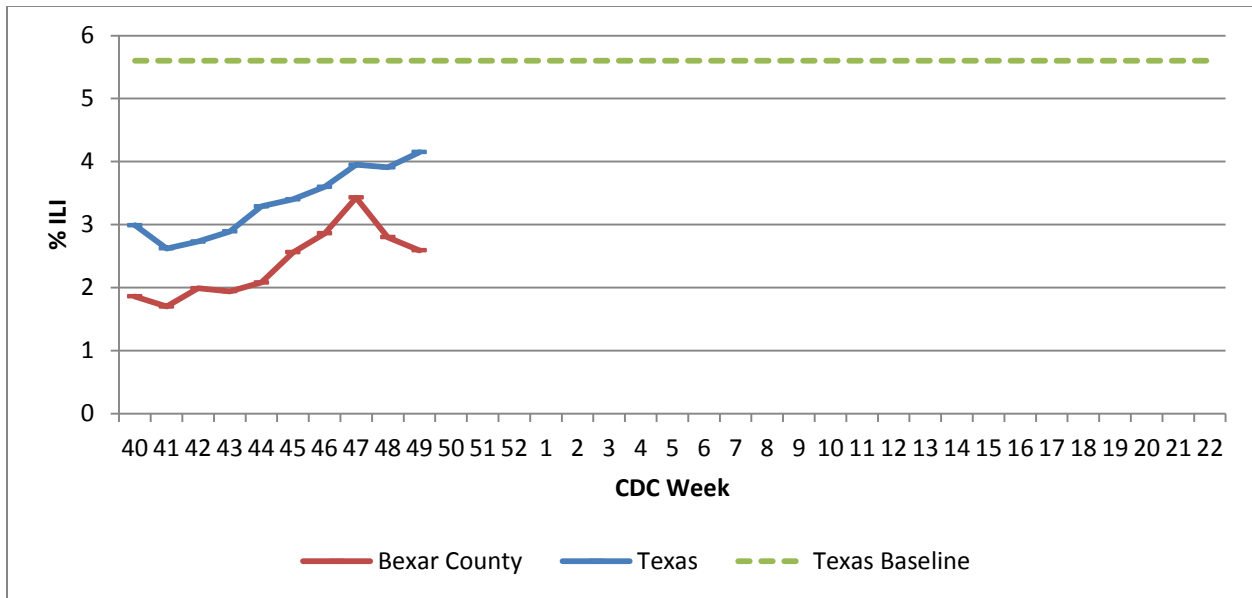


Figure 2: Percentage of Visits Due to ILI Reported by ILINet Participants, Texas and Bexar County, 2018-2019



Laboratory Results

Hospital and Public Health Laboratory Testing

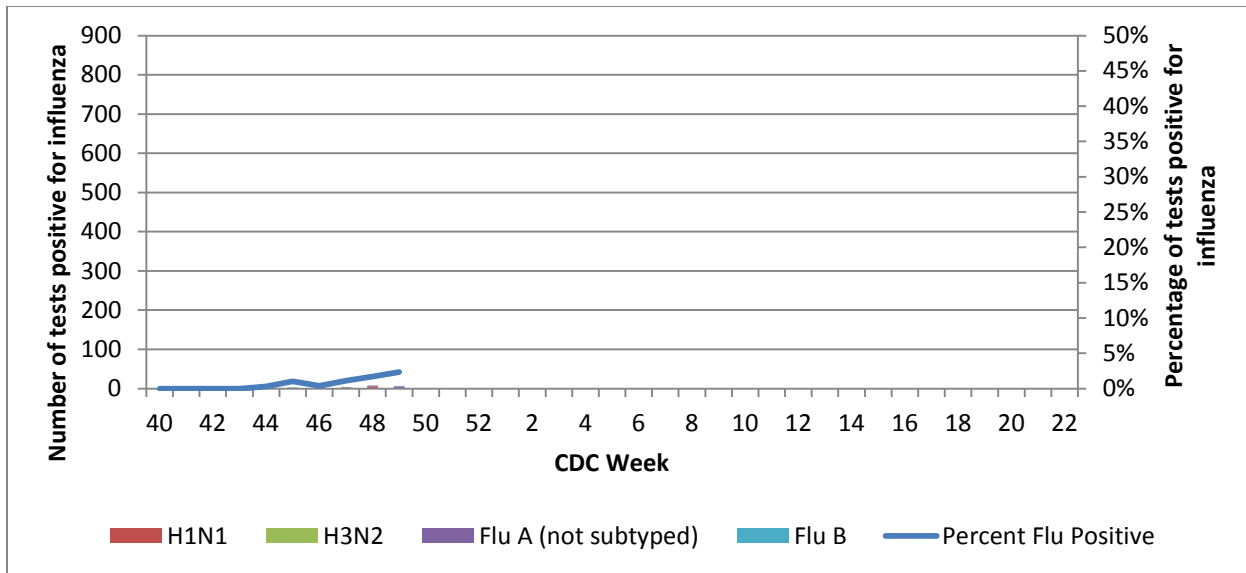
Hospital laboratories voluntarily report influenza tests (antigen, culture, and PCR) to the National Respiratory and Enteric Virus Surveillance System (NREVSS). Providers throughout Bexar County also submit specimens for influenza testing (PCR) to the San Antonio Metropolitan Health District’s (Metro Health) public health laboratory. The results reported by Texas NREVSS participants and Metro Health for the current week are summarized in the table below.

Table 2: Influenza testing performed in Bexar County for the Current and Previous Week

	Current Week 49	Previous Week 48	Cumulative since September 30, 2018 (Week 40)
Number of specimens tested	301	467	3204
Number of positive specimens (n, %)	7 (2.3%)	8 (1.7%)	26 (0.8%)
Positive specimens by type/subtype (n, %)			
Influenza Type A	5 (71.4%)	8 (100%)	23 (88.5%)
Subtyping performed	0 (0.0%)	5 (62.5%)	12 (52.2%)
H1N1	0 (0.0%)	5 (100%)	12 (100%)
H3N2	0 (0.0%)	0 (0.0%)	0 (0.0%)
Subtyping not performed	5 (100%)	3 (37.5%)	11 (47.9%)
Influenza Type B	2 (28.6%)	0 (0.0%)	3 (11.5%)

Note: Data included in this table is voluntarily submitted weekly via NREVSS and Metro Health laboratory and reporting may vary from week to week.

Figure 3: Number and Percentage of PCR Tests Positive for Influenza by Type and Subtype, Bexar County, 2018-2019



Sentinel Provider Laboratory Testing

Providers throughout Bexar County also submit test results from influenza rapid testing to the San Antonio Metropolitan Health District on a voluntary basis. These sites are recruited to send this information on a weekly basis. The results from the participating providers are summarized in the table below (Table 3).

Table 3: Influenza testing performed by Bexar County Sentinel Providers

	Current Week 49	Previous Week 48	Cumulative since September 30, 2018 (Week 40)
Number of providers reporting flu tests	19	20	-
Number of positive specimens	15	15	123
Positive specimens by type/subtype (n, %)			
Influenza Type A	12 (80.0%)	10 (66.7%)	78 (63.4%)
Subtyping performed	0 (0.0%)	5 (50.0%)	11 (14.1%)
H1N1	0 (0.0%)	5 (100%)	11 (100%)
H3N2	0 (0.0%)	0 (0%)	0 (0.0%)
Subtyping not performed	12 (100%)	5 (50.0%)	67 (85.9%)
Influenza Type B	3 (20.0%)	5 (33.3%)	45 (36.6%)

Note: Data included in this table is voluntarily submitted weekly by our sentinel flu providers. This data may not be comparable to previous flu seasons because providers vary by year.

P&I Mortality Surveillance Data

Pneumonia and influenza (P&I) death data are obtained from death certificates of Bexar County residents whose underlying or contributing cause(s) of death is reported as pneumonia or influenza.

Table 4: Bexar County P&I Deaths Occurring September 30, 2018- December 8, 2018 by Age Group

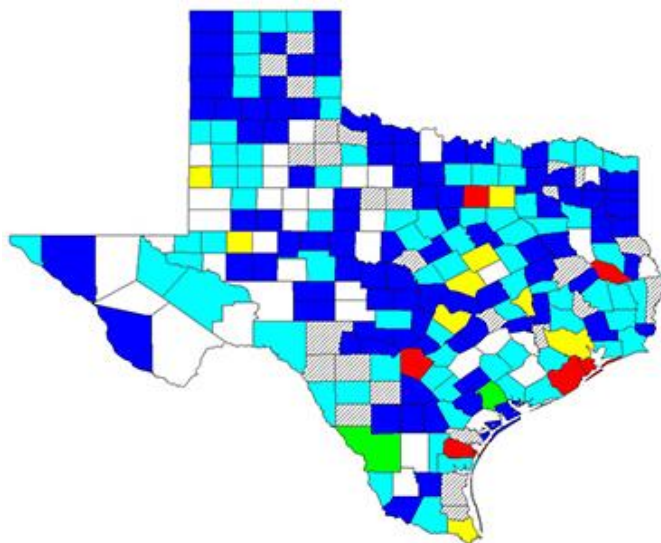
Age Category (years)	Number of P&I Deaths ⁺
0-4	<10
5-17	<10
18-49	<10
50-64	36
65+	118








Note: Data are provisional and subject to change, errors, and duplicates

⁺If cell count is less than 10, the number of P&I deaths is suppressed and <10 is written in the cell

Statewide Influenza Activity Map

Figure 4: Texas Map Displaying the Highest Level of Influenza or ILI Activity Reported by County for the Week Ending December 8, 2018 (MMWR Week 48)



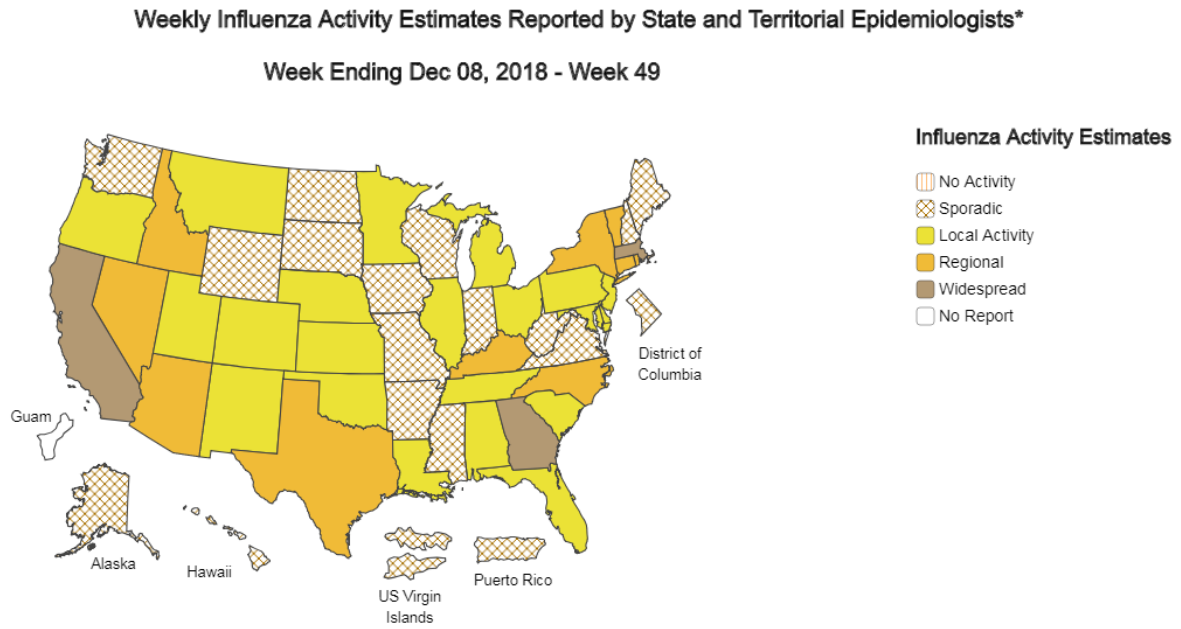
County Influenza Activity Level	
	No information / no reporters
	No activity
	Influenza-like illness only (no laboratory confirmation)
	Rapid test positive flu
	Flu A (confirmed by culture or PCR)
	Flu B (confirmed by culture or PCR)
	Flu A and B (confirmed by culture or PCR)

Note: The majority of influenza cases are not reportable by law in Texas. This map contains data from sentinel sites and only displays influenza and ILI cases that were reported to public health. Positive laboratory results are reported according to specimen collection date, or date received in the laboratory if the former is unknown.

Source: <http://www.dshs.state.tx.us/idcu/disease/influenza/surveillance/>

Nationwide Influenza Activity Map

Figure 5: US Influenza Activity Estimates



*This map indicates geographic spread and does not measure the severity of influenza activity.

Source: <https://www.cdc.gov/flu/weekly/usmap.htm>